

# MUB 042 499E4-A2 MULTIBOX

Item no. 2134

Version: 50 Hz - 90° airflow

Document type: **Product card**

Document date: **2013-11-25**

Generated by: **Systemair Online Catalogue**

## Description

- Speed-controllable
- Modular system
- Integral thermal contacts
- Low sound level
- Flexible airflow direction due to removable panels
- Installation in any mounting position
- Maintenance-free and reliable

The MUB fans size 499 have impellers with backward curved blades, manufactured from aluminium. The MUB 499 is equipped with external rotor motors, fully speed controllable. The three phase motors are D/Y connected for two speed operation. Motor protection is done by thermal contacts, which have to be connected to an external motor protection device. The casing consists of a corrosion-resistant aluminium frame with fibreglass reinforced plastic corners of PA6; highly shock-resistant. The double skin panels are manufactured from galvanised steel with 20 mm mineral wool insulation. To avoid condensation the profile is provided with a separate chamber to fix screws. The Multibox fans are delivered for straight through airflow but can easily be rebuilt due to removable panels. This allows flexible ventilation solutions. The MUB can also be used as extract- or supply air unit in air handling units. Installation in any mounting position is possible.

MUB with additional modules (filters, heaters etc.) are available as air handling units "K025, K042 or K062" on request!

Note! Motors marked with E (e.g. E4-A2) is 1-phased

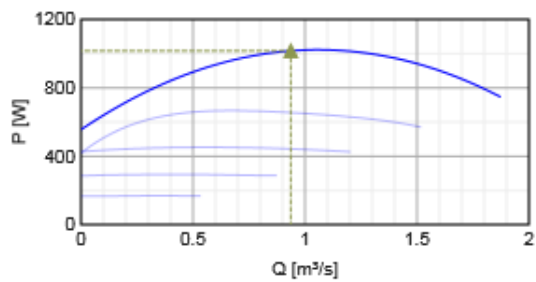
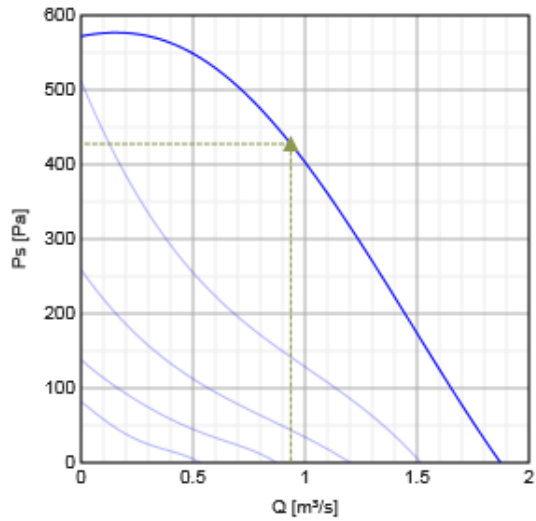


## Technical parameters

Voltage	230	V
Frequency	50	Hz
Phase	1	~
Power	1023	W
Current	4.72	A
Max. airflow	1.87	m <sup>3</sup> /s
Fan impeller speed	1270	r.p.m.
Max. temperature of transported air	40	°C
Max. temperature of transported air when speed-controlled	40	°C
Sound pressure level at 1 m	48	dB(A)
Weight	58.5	kg
Insulation class, motor	F	
Enclosure class, motor	54	IP
Capacitor	20	µF

## Performance

## Diagrams



#### Hydraulic data

	Working point						
	Q [m³/s]	Ps [Pa]	P [W]	n [r.p.m.]	I [A]	SFP [kW/m³/s]	U [V]
Max efficiency	▲ 0.936 ▲	▲ 428 ▲	▲ 1016 ▲	1272	4.69	1.09	230

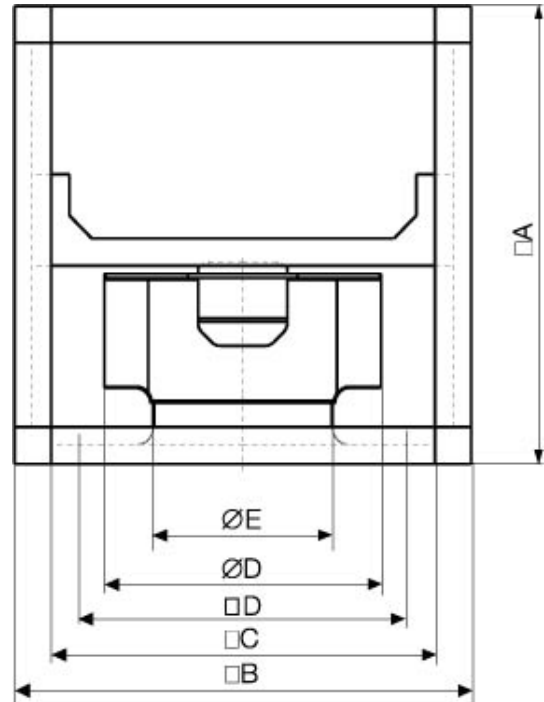
#### Acoustics

	Mid-frequency band, Hz									
	Hz	Tot	63	125	250	500	1k	2k	4k	8k
LwA Inlet	dB(A)	78	65	67	71	73	72	69	64	57
LwA Outlet	dB(A)	80	67	69	73	75	74	71	66	59
LwA Surrounding	dB(A)	55	42	44	48	50	49	46	41	34

Measurement point:  $q_v = 0,94 \text{ m}^3/\text{s}$ ,  $P_s = 451 \text{ Pa}$

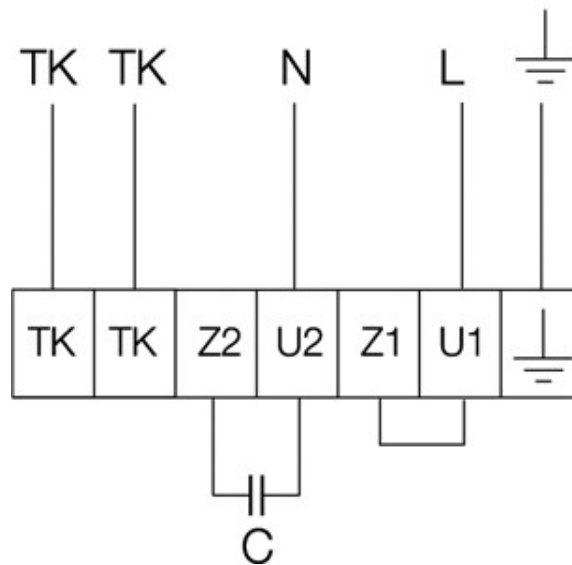
#### Dimensions

	□A	□B	□C	□D	∅D	∅E
MUB025 355	500	500	420	378	355	224
MUB042 400	670	670	590	548	404	253
MUB042 450	670	670	590	548	454	286
MUB042 499	670	670	590	548	504	321
MUB042 500	670	670	590	548	504	321



## Wiring

230V 1~



## Accessories

### Electric accessories

- REU 5 Speed control (5006)
- REV-5POL/05 ON/OFF (33979)
- RTRE 5 Speed control (5010)
- S-ET 10 Motor Protection (5154)


### Accessories


- ASG/F 400-450 inflow box (309949)
- CCM inlet MUB042 d400 (311780)
- CCM inlet MUB042 d500 (311781)
- CCM outlet MUB042 d400 (311682)
- CCM outlet MUB042 d500 (311683)
- CCMI outlet MUB042 d400 insul. (311562)
- CCMI outlet MUB042 d500 insul. (311565)
- FGV 042/586-586 flex. conn. (4605)
- SDM Service Door MUB 042 comp. (32572)
- SRKG 042/588-588 shutter valve (4868)
- UGS 042/500 adapter flex. (4357)

WSD 042 (730x730) (300689)  
WSG 042 weather protec. guard (4362)

## Documentation

 (2012-01\_EG-Konformitaetserklaerung MUB\_DE-EN.pdf, 113kB)

 (IMO MUB 2013-10\_311722.pdf, 3MB)

 (Operating and maintenance instructions.pdf, 1MB)